

23. Technical Data XL2

All specifications are according to the IEC61672 standard. Other standards are listed the corresponding specifications.

Sound Level Meter	
Certified Product Configurations Class 1	<ul style="list-style-type: none"> • XL2 with TA-Option, M2230 Microphone and Shroud MXA01 form an integrating sound level meter with type approval in accordance with class 1 requirements of IEC 61672 and ANSI S1.4
Product Configurations Class 1	<p>The XL2 is identical to the certified configuration, just using the latest firmware.</p> <ul style="list-style-type: none"> • XL2 with M2230 microphone Class 1 in accordance with IEC 61672 and ANSI S1.4 • XL2 with M2340 microphone Class 1 in accordance with IEC 61672 and ANSI S1.4 • XL2 with M2211, M2215 microphone Class 1 frequency response in accordance with IEC 61672 and ANSI S1.4 <p>These specifications apply for operation with the microphone attached using the Shroud MXA01 or the microphone detached using the ASD cable.</p>

Product Configurations Class 1	This prevents possible acoustic reflections from the XL2 housing and ensures a high measurement accuracy in accordance with the standards IEC 61672 and ANSI S1.4.
Product Configurations Class 2	<ul style="list-style-type: none"> • XL2 with M4261 microphone Class 2 in accordance with IEC 61672 and ANSI S1.4
Conforms with Standards	<ul style="list-style-type: none"> • IEC 61672:2013, IEC 61672:2003, IEC 61260:2014, IEC 61260:2003, IEC 60651, IEC 60804, IEC 61183 • SMPTE ST 202:2010, ISO 2969:2015 • China: GB/T 3785:2010, GB/T 3241, GB 3096-2008, GB 50526, GB-T 4959 • Germany: <ul style="list-style-type: none"> » DIN 15905-5, DIN 45657:2014, DIN 45657:2005, DIN 45645-2 » DIN 45645-1 (optional with Extended Acoustic Pack) • Japan: JIS C1509-1:2005, JIS C 1513 class 1, JIS C 1514 class 0 • Switzerland: V-NISSG • UK: BS 4142:2014, BS 5969, BS 6698 • US: ANSI S1.4:2014, ANSI S1.43, ANSI S1.11:2014, ANSI/ASA S12.60 • International IEC standards are adopted as European standards and the letters IEC are replaced by EN. XL2 conforms to these EN standards. • WELL Buildings, LEED Green Building • FGI Facility Guidelines Institute
Weighting	<ul style="list-style-type: none"> • Frequency weighting: A, C, Z (simultaneous) • Time weighting: (simultaneous) <ul style="list-style-type: none"> » Fast, Slow » Impulse (optional with Extended Acoustic Pack)

Level Details	<ul style="list-style-type: none"> • Measurement bandwidth (-3dB): 4.4 Hz - 23.0 kHz • Level resolution: 0.1 dB • Internal noise: 1.3 μV A-Weighted
Audio Recording	<ul style="list-style-type: none"> • Default <ul style="list-style-type: none"> » Recording of compressed wav-files (ADPCM - 4 bit, 24 kHz) » a new wav-file starts every 12 hours (max. wav-file size 512 MB) » Bandwidth: 2.0 Hz - 10.2 kHz • Optional: Extended Acoustic Pack <ul style="list-style-type: none"> » Recording of linear wav-files (24 bit, 48 kHz) » a new wav-file starts every 1 hours (max. wav-file size 512 MB) » Bandwidth: 2.0 Hz - 23.6 kHz • Optional: NoiseScout - Managed Mode <ul style="list-style-type: none"> » Recording of compressed wav-files (4 bit, 12 kHz) » Bandwidth: 2.0 Hz - 5.1 kHz » requires activated "NoiseScout 365" or "Data Day Credits" • Audio files include meta data (scaling, time, ...) in Broadcast Wave Format BWF according to EBU TECH 3285
Measurement Ranges with different microphones	<ul style="list-style-type: none"> • XL2+M2230: 17 dB(A) - 137 dB • XL2+M2340: 18 dB(A) - 138 dB • XL2+M2215: 25 dB(A) - 153 dB • XL2+M2211: 21 dB(A) - 144 dB • XL2+M4261: 27 dB(A) - 146 dB <p>@ typical microphone sensitivity</p>

Linear Measurement Range acc. IEC61672 / ANSI S1.4	<ul style="list-style-type: none"> • XL2+M2230: 24 dB(A) - 137 dB, 27 dB(C) - 137 dB • XL2+M2340: 25 dB(A) - 138 dB, 28 dB(C) - 138 dB • XL2+M2215: 33 dB(A) - 153 dB • XL2+M2211: 29 dB(A) - 144 dB • XL2+M4261: 33 dB(A) - 146 dB <p>@ typical microphone sensitivity</p>
Stabilization Time	< 10 seconds
Integration Time	<ul style="list-style-type: none"> • Minimum: 1 second • Maximum: 100 hours minus 1 second
Display Measurement Ranges	<p>Three level ranges depending on the microphone sensitivity with manual setting. For example:</p> <ul style="list-style-type: none"> • M2230, M2340 @ sensitivity = 42 mV/Pa <ul style="list-style-type: none"> » LOW, lower level range: 0 - 100 dB SPL » MID, mid-level range: 20 - 120 dB SPL » HIGH, upper level range: 40 - 140 dB SPL • M2215 @ sensitivity = 8 mV/Pa <ul style="list-style-type: none"> » LOW, lower level range: 20 - 120 dB SPL » MID, mid-level range: 40 - 140 dB SPL » HIGH, upper level range: 60 - 160 dB SPL • M2211 @ sensitivity = 20 mV/Pa <ul style="list-style-type: none"> » LOW, lower level range: 10 - 110 dB SPL » MID, mid-level range: 30 - 130 dB SPL » HIGH, upper level range: 50 - 150 dB SPL • M4261 @ sensitivity = 16 mV/Pa <ul style="list-style-type: none"> » LOW, lower level range: 10 - 110 dB SPL » MID, mid-level range: 30 - 130 dB SPL » HIGH, upper level range: 50 - 150 dB SPL

Residual noise in [dB] @ S = 42 mV/Pa of XL2 without measurement microphone

- Frequency weighting A

Level range	L _{eq}	L _{peak}
LOW	4	17
MID	18	31
HIGH	43	55

- Frequency weighting C

Level range	L _{eq}	L _{peak}
LOW	3	16
MID	17	30
HIGH	41	55

- Frequency weighting Z

Level range	L _{eq}	L _{peak}
LOW	7	20
MID	21	34
HIGH	46	58

Measurements

- SPL actual, Lmin, Lmax, Lpeak, Leq, Lp
- Gliding LAeq and LCEq with selectable time window from one second to one hour (=running Lxeq or sliding Lxeq with x= A or C)
- All measurement results simultaneously available
- Correction value measurement wizard based on LAeq, LCEq and LCpeak
- Noise exposure level LEX with post-processing
- Logging all data or subsets in selectable intervals
- Recording of voice notes
- Monitoring of sound levels that exceed limits
- Digital I/O interface for external peripherals control

Real-Time Analyzer RTA

- Conforms with class 1 of IEC 61260:2014 and ANSI S1.11-2014
- 1/1 octave band display: 8 Hz - 16 kHz sub ranges 8 Hz - 4 kHz or 31.5 Hz - 16 kHz displayed with A/Z broadband levels at one glance
- 1/3 octave band display: 6.3 Hz - 20 kHz sub ranges 6.3 Hz - 8 kHz or 20 Hz - 20 kHz displayed with A/Z broadband levels at a glance
- Level resolution: 0.1 dB
- Measurement Units: Volt, dBu, dBV and dB SPL
- Band pass filters (base 10) conform with class 1 of IEC 61260:2014 and ANSI S1.11-2014
 - » 1/1 octave spectrum: > 16 Hz band
 - » 1/3 octave spectrum: > 16 Hz band
- Wide band levels simultaneously
- Frequency weighting: X-Curve @ 500 seats in accordance with SMPTE ST 202:2010 and ISO 2969:2015 (not available for XL2-TA)
- Capturing of a single reading into the internal memory for comparative measurements
- Leq logging

Remote Measurement (optional)	<ul style="list-style-type: none"> • Querying measurement data online via the USB interface of the following functions: <ul style="list-style-type: none"> » Sound level meter and spectrum analyzer SLMeter/RTA » FFT analyzer » RT60 reverberation time » Audio analyzer RMS/THD+N » High-resolution spectral analyzer 1/12 Oct + Tol • Typical response time: 10 ms @ querying the frequency spectrum in SLMeter
-------------------------------	---

Functions of Extended Acoustic Pack (optional)	<ul style="list-style-type: none"> • SLMeter/RTA function <ul style="list-style-type: none"> » Recording of linear wav-files (24 bit, 48 kHz) a new wav-file starts every 1 hour (max. wav-file size 512 MB) » Percentiles for wide band, 1/1 and 1/3 octave spectrum <ul style="list-style-type: none"> - Flexible setting from 0.1% to 99.9% - Sampling: every 1.3 ms - Wide band: in 0.1 dB wide classes, based on sampling Lxy (x= A, C or Z, y= F, S or EQ₁"') - 1/1 and 1/3 octave spectrum: in 1.0 dB wide classes, based on Lxy (x= A, C or Z, y= F or S) - Dynamic range: 140 dB Sound Exposure Level LAE » 100ms logging » RTA logging of Lmin and Lmax » Event-triggered audio and data recording » Time weighting: Impulse (LxI, Lxleq with x= A, C, Z) » True peak level in 1/1 and 1/3 octave resolution » Clock-Impulse Maximum Level (TaktMax) and values as specified in DIN 45645-1 » Impulsiveness detection in accordance with BS4142:2014 and NordTest ACOU 112 • FFT function <ul style="list-style-type: none"> » High-resolution Zoom-FFT with selectable frequency ranges and resolution up to 0.4 Hz in the range of 5 Hz to 20 kHz » Recording of linear wav-files (24 bit, 48 kHz) • RT60 function <ul style="list-style-type: none"> » Reverberation time in 1/3 octave resolution • 1/12 octave Spectral Analyzer <ul style="list-style-type: none"> » Recording of linear wav-files (24 bit, 48 kHz)
--	---

<p>Functions of Spectral Limits Option (optional)</p>	<ul style="list-style-type: none"> • SLMeter/RTA function <ul style="list-style-type: none"> » True peak level in 1/1 and 1/3 octave resolution • FFT function <ul style="list-style-type: none"> » High-resolution Zoom-FFT with selectable frequency ranges and resolution up to 0.4 Hz » Sound mode: 5 Hz to 20 kHz » Vibration mode: 1 Hz to 20 kHz • 1/12 octave function <ul style="list-style-type: none"> » High-resolution RTA function “1/12 Oct + Tol” » Selectable 1/1, 1/3, 1/6 and 1/12 octave spectral resolution » Frequency band listening at rear speaker » Sound Mode: 11.5 Hz to 21.8 kHz » Vibration mode: 0.73 Hz to 1.36 kHz • FFT and 1/12 octave function <ul style="list-style-type: none"> » Capturing of multiple readings into the internal memory » Comparing measurement results against captures with relative or absolute curve display » Comprehensive tolerance handling with tolerance masks based on captures for passed/failed measurements » Export and import of tolerance and capture files • Noise Curves <ul style="list-style-type: none"> » Noise Rating NR according to ISO/R 1996-1971 » Noise Criteria NC in accordance with ANSI S12.2-2019 and -1995 » Room Noise Criteria RNC in accordance with ANSI S12.2-2019 » Room Criteria RC in accordance with ANSI S12.2-1995 » Preferred Noise Criteria in accordance with ASA 1971
---	--

Reporting and Analysis Software	
<p>Data Explorer (optional)</p>	<ul style="list-style-type: none"> • Enables the import of measurement data into the Data Explorer software • Powerful data processor for easy and fast analysis of sound level measurement data on PC
<p>Sound Insulation (optional)</p>	<ul style="list-style-type: none"> • Enables the import of RTA and reverberation time measurement data in 1/3 octave band resolution into the XL2 Sound Insulation Reporter software • Software provides all tools for fast data analysis and standardized reporting of airborne, impact and facade sound insulation measurements on PC • Standards ASTM E336, ASTM E413, ASTM E1007, ASTM E989, ASTM E966, ASTM E1332, BB93, DIN 4109, Document E, GB/T 19889, ISO 16283, ISO 140, ISO 717, ISO 10140, NEN 5077:2019, SIA 181:2006, SIA 181:2020
<p>Room Acoustics (optional)</p>	<ul style="list-style-type: none"> • Frequency response spectrum and Noise Curves • Room acoustic simulation according to Sabine or Eyring • Import of own sound absorber database and tolerances • Standards GB 50371, IEC 61260, ANSI/ASA S12.2-2019, DIN 15996:2020, ISO R 1996-1971, ASR A3.7:2021, DIN 18041:2016, ISO 3382-1:2009, ISO 3382-2:2008, ÖNORM B 8115-3:2015, ASTM C423-17, ISO 354:2003

Sound Power (optional)	<ul style="list-style-type: none"> • Enables the import of RTA and reverberation time measurement data in 1/1 and 1/3 octave band resolution into the Sound Power Reporter software • Software provides all the standard reports for sound power measurements • Standards ISO 3741, ISO 3744, ISO 3746, ANSI-ASA S12.51, S12.54, S12.56
------------------------	--

Acoustic Analyzer	
FFT Analysis	<ul style="list-style-type: none"> • Real-time FFT with actual level, L_{eq}, L_{min}, L_{max} • Level resolution: 0.1 dB • Frequency Band Ranges: 7 Hz - 215 Hz, 58 Hz - 1.72 kHz, 484 Hz - 20.5 kHz with 143 frequency bins shown on display • Measurement Units: Volt, dBu, dBV and dB SPL • Optional with Extended Acoustic Pack or Spectral Limits: High-resolution Zoom-FFT with selectable frequency ranges and resolution up to 0.4 Hz in the range of 5 Hz to 20 kHz • Optional with Spectral Limits: Capture and tolerance function with multiple readings for comparative measurements and passed/failed analysis
Reverberation Time RT60	<ul style="list-style-type: none"> • Conforms with ISO 3382 and ASTM E2235 • 1/1 octave bands results from 63 Hz - 8 kHz, based on T20 and T30 • Optional with Extended Acoustic Pack: 1/3 octave bands results from 50 Hz - 10 kHz based on T20 and T30 • Range: 10 ms - 30 seconds • Minimum reverberation time (typical) <ul style="list-style-type: none"> » < 100 Hz: 0.3 second » 100 - 200 Hz: 0.2 second » > 200 Hz: 0.1 second • Measurement based Schroeder-method • Test signal: Impulse source or interrupted pink noise generated by the MR-PRO, MR2 or the included NTi Audio Test CD / USB Flash Drive

Polarity	<ul style="list-style-type: none"> • Checks polarity of speakers and line signals • Positive/Negative detection of wideband and individual 1/1 octave bands through internal microphone or XLR/RCA connector • Test signal: NTi Audio polarity test signal generated by the MR-PRO, MR2 or the included NTi Audio Test CD / USB Flash Drive
Delay Time	<ul style="list-style-type: none"> • Propagation delay between electrical reference signal and acoustic signal using the internal microphone • Range: 0 ms - 1 second (0 m - 344 m) • Resolution: 0.1 ms • Test signal: NTi Audio delay test signal generated by the MR-PRO, MR2 or the included NTi Audio Test CD / USB Flash Drive
Noise Curves	<ul style="list-style-type: none"> • Noise Rating NR according to ISO/R 1996-1971 • Noise Criteria NC in accordance with ANSI S12.2-2019 and -1995 • Room Noise Criteria RNC in accordance with ANSI S12.2-2019 • Room Criteria RC in accordance with ANSI S12.2-1995 • Preferred Noise Criteria in accordance with ASA 1971 • Application range of measurement microphones: <ul style="list-style-type: none"> » M2230: down to NC15 » M2340: down to NC15 » M2211: down to NC20 » M4261: down to NC25

1/12 Octave Analysis (optional)	<ul style="list-style-type: none"> • Actual level, Lmin, Lmax, Leq, Leq1; Leq4" • Selectable 1/1, 1/3, 1/6 and 1/12 octave spectral resolution • Measurement Units: Volt, dBu, dBV and dBSPL • Band pass filters (base 10) • Capturing of multiple readings into the internal memory • Comparing measurement results against captures with relative or absolute curve display • Comprehensive tolerance handling • Creating tolerance masks based on captures for passed/failed measurements
Cinema Meter (optional)	<ul style="list-style-type: none"> • Measurements in 1/3 octave resolution in accordance with SMPTE ST 202:2010 and SMPTE RP 200:2012 • An interactive assistant guides the user through dedicated measurement procedures. • Consists of <ul style="list-style-type: none"> » Spectral Limits Option NTi Audio # 600 000 376 » Cinema Assistant Option NTi Audio # 600 000 378

<p>STIPA Speech Intelligibility (optional)</p>	<ul style="list-style-type: none"> • Measurement in accordance with the standards <ul style="list-style-type: none"> » IEC 60268-16 (edition 2, 3, 4 or 5) » AS 1670.4 » BS 5839-8 » CEN/TS 54-32:2015 » DIN EN 50849:2017 » ISO 7240-16 » ISO 7240-19:2007 » DIN VDE 0833-4 » VDE V 0833-4-32:2016 » VDE 0828-1:2017-11 » NFPA 72 » UFC 4-021-01 • Direct measurement method (IEC 60268-16) • Frequency range: 125 Hz - 8 kHz in octave band • Modulation frequencies 0.63 Hz - 12.5 Hz in third-octave resolution <ul style="list-style-type: none"> • Single value STI and CIS test result • Ambient noise correction • Automated averaging of measurements • Modulation indices and individual band level results with error indicator • Test signal: NTi Audio STIPA signal generated by the MR-PRO, NTi Audio TalkBox or other audio players (download wav-file at https://my.nti-audio.com/support/xl2)
--	--

Audio Analyzer	
Conforms with Standards	<ul style="list-style-type: none"> • IEC 61672, IEC 60651, IEC 60804 • DIN EN 60065, VDE 0860, IEC 468-4
Level RMS	<ul style="list-style-type: none"> • True RMS detection in V, dBu, dBV, dBSPL (dBSPL not available for XL2-TA) • Power measurement in Watt W or dBm with flexible load setting from 1.0 to 9999 Ohm • Range XLR/RCA input: 2 μV - 25 V (-112 dBu to +30 dBu) • Accuracy: $\pm 0.5\%$ @ 1 kHz, • Flatness: ± 0.1 dB @ 12 Hz to 21.3 kHz • Bandwidth (-3 dB): 5 Hz to 23.6 kHz • Resolution: 3 digits (dB scale), 5 digits (linear scale) or 6 digits (x1 scale)
Real-Time Analyzer RTA	<p>Following measurement functions offer audio spectrum in Volt, dBu and dBV</p> <ul style="list-style-type: none"> • Sound Level Meter • FFT • 1/12 Octave (optional with Spectral Limits)
Frequency	<ul style="list-style-type: none"> • Range: 9 Hz to 21.3 kHz • Resolution: 6 digits • Accuracy: $< \pm 0.003\%$
THD+N (Total Harmonic Distortion + Noise)	<ul style="list-style-type: none"> • Range: -100 dB to 0 dB (0.001% to 100%) • Minimum level: > -90 dBu • Fundamental frequency range: 10 Hz to 21.3 kHz • Measurement bandwidth: 2 Hz to 23.6 kHz • Resolution: 3 digits (dB scale) or 4 digits (linear scale) • Residual THD+N @ XLR/RCA input: $< 2 \mu$V

Scope	Auto ranging, auto scaling
Filter	<ul style="list-style-type: none"> • Frequency weighting: A, C, Z • Highpass 100Hz, 400 Hz, 19 kHz, • Bandpass 22.4 Hz - 22.4 kHz in accordance with IEC468-4
Remote Measurement (optional)	<p>Querying measurement data online via the USB interface of the following functions:</p> <ul style="list-style-type: none"> • Sound level meter and spectrum analyzer SLMeter/RTA • FFT analyzer • RT60 reverberation time • Audio analyzer RMS/THD+N • High-resolution spectral analyzer 1/12 Oct + Tol

Calibration	
Free-field Correction	<ul style="list-style-type: none"> • NTi Audio Class 1 Sound Calibrator <ul style="list-style-type: none"> » M2230: -0.1 dB » M2340: -0.1 dB » M2211: -0.1 dB » M2215: -0.1 dB • NTi Audio Class 1 Sound Calibrator with 1/4" Calibration Adapter, type ADP 1/4-P <ul style="list-style-type: none"> » M4260: +0.1 dB » M4261: +0.2 dB
Wind Screen Correction	<ul style="list-style-type: none"> • 50 mm Wind Screen: +0,12 dB • 90 mm Wind Screen: +0,19 dB • WP30/WP61 Wind Screen 90 mm: +0,19 dB

Calibration	<ul style="list-style-type: none"> • Recommended calibration interval: one year • Microphone calibration with external calibrator supported • Optional calibration certificate for new instruments available
-------------	---

Vibration Meter	
Channels	• 1 (Single-channel)
Parameters	<ul style="list-style-type: none"> • Real time measurement in <ul style="list-style-type: none"> » Acceleration: m/s², g, in/s², dB » Velocity: m/s, in/s, dB » Displacement: m, in, dB » Peak particle velocity PPV: mm/s, in/s » Levels: RMS, Peak, Peak-Peak
VibMeter	<ul style="list-style-type: none"> • Broadband level <ul style="list-style-type: none"> » Frequency range: 0.8 Hz - 2.5 kHz • Spectral <ul style="list-style-type: none"> » 1/1 octave band display: 1 Hz - 2.0 kHz sub ranges 1 Hz - 500 Hz or 4 Hz - 2 kHz » 1/3 octave band display: 0.8 Hz - 2.5 kHz sub ranges 0.8 Hz - 1.0 kHz, 2.5 Hz - 2.5 kHz » Broadband level measured with bandwidth (- 3dB): 0.7 Hz – 23.6 kHz • Display according to DIN 45669-1:2010 <ul style="list-style-type: none"> » Unweighted velocity v(t) » Maximum absolute velocity v_i _{max} » Averaging duration T_m » Measurement duration T_M

Filter	<ul style="list-style-type: none"> • Flat (no filter) Bandwidth (- 3dB): 0.7 Hz – 23.6 kHz • 10 - 1000 Hz according to ISO 2954 with decay rate = 18 dB / octave • 1 - 80 Hz, 1 - 315 Hz acc. to DIN 45669-1:2010 with decay rate = 12 dB / octave
Audio Recording in VibMeter	<ul style="list-style-type: none"> • Default <ul style="list-style-type: none"> » Recording of compressed wav-files (ADPCM - 4 bit, 24 kHz) » a new wav-file starts every 12 hours (max. wav-file size 512 MB) » Bandwidth: 2.0 Hz - 10.2 kHz • Optional: Extended Acoustic Pack <ul style="list-style-type: none"> » Recording of linear wav-files (24 bit, 48 kHz) » a new wav-file starts every 1 hours (max. wav-file size 512 MB) » Bandwidth: 2.0 Hz - 23.6 kHz
FFT Analysis	<ul style="list-style-type: none"> • Frequency range: 1 Hz - 1.69 kHz • Optional with Extended Acoustic Pack or Spectral Limits: High-resolution Zoom-FFT with selectable frequency ranges and resolution up to 0.4 Hz in the range of 1 Hz to 20 kHz
1/12 Octave Analysis (optional)	<ul style="list-style-type: none"> • Actual level, L_{min}, L_{max}, L_{eq}, $Leq1$, $Leq4$ • Selectable 1/1, 1/3, 1/6 and 1/12 octave spectral resolution • Measurement Units <ul style="list-style-type: none"> » Acceleration: m/s², g, in/s², dB » Velocity: m/s, in/s, dB » Displacement: m, in, dB • Band pass filters (base 10) • Frequency range: 0.73 Hz - 1.36 kHz

Maximum Input Level	<ul style="list-style-type: none"> • 353 m/s², 36 g @ 20 mV/(m/s²) with ICP Adapter ASD
Residual Noise (typical) with ICP Adapter ASD	<ul style="list-style-type: none"> • 17 μV @ 0.7 Hz ... 23.0 kHz • 14 μV @ 1 Hz ... 315 Hz • 14 μV @ 1 Hz ... 80 Hz
Reference-measurement range	<ul style="list-style-type: none"> • Mid

Input / Output Interfaces	
Audio Inputs	<ul style="list-style-type: none"> • XLR balanced <ul style="list-style-type: none"> » Input impedance = 200 kOhm » Phantom power: +48 VDC switchable with maximum 10 mA supply current in accordance with IEC 61938 » Automated sensor detection for NTi Audio's ASD measurement microphones and pre-amplifier MA220 • RCA unbalanced with input impedance >30 kOhm • Built-in condenser microphone for polarity testing, delay measurements and voice note recording
Audio Outputs	<ul style="list-style-type: none"> • Built-in speaker • Headphone connector <ul style="list-style-type: none"> » 3.5 mm Minijack » mono monitor wired to both channels of stereo jack » Linear output signal over a measurement range of 57 dB in SLMeter measurement function
USB Interface	USB mini connector for data transfer to PC, XL2 Projector PRO and/or charging of Li-Po battery
Digital I/O	Connection interface to accessories <ul style="list-style-type: none"> • XL2 Input Keypad • Limit Light • Stack Light • Digital I/O Adapter PCB
TOSLink	24 bit linear PCM audio signal output (prepared for later firmware extension)

Memory	SD Card included (8 GByte), removable, storing measurement data in ASCII format, screen shots, voice notes and wav-files Data logging every second offers following noise monitoring periods: <ul style="list-style-type: none"> • Logging default noise levels: > 2 years • Additional logging of 1/3 octave data: > 6 month • Additional <ul style="list-style-type: none"> » compressed audio recording: > 1 week » linear audio recording: > 15 hours Optional 32 GB SD Cards are available for longer monitoring requirements; requires XL2 Firmware V4.10 or higher.
Power Supply	<ul style="list-style-type: none"> • Rechargeable Li-Po battery included <ul style="list-style-type: none"> » Type 3.7 V / 2260 mAh » Typical battery lifetime > 4 hours » Range: 3.3 - 4.5 VDC » Volume energy density = 339 Wh/l • Dry cell batteries type AA, 4 x 1.5 V <ul style="list-style-type: none"> » Typical battery lifetime > 4 hours » Range: 3.7 - 6.0 VDC • Linear external power supply 9 VDC <ul style="list-style-type: none"> » Range: 7.5 - 20.0 VDC @ minimum 6 Watt » Charges Li-Po battery during operation • USB-Power Supply <ul style="list-style-type: none"> » for short-term operation < 1 day » charging power is equal or less than power consumption

Power Supply	<ul style="list-style-type: none"> • External battery pack <ul style="list-style-type: none"> » 22 Ah battery pack: 4 days » 44 Ah battery pack: 8 days
--------------	---

General

Clock	<ul style="list-style-type: none"> • Default <ul style="list-style-type: none"> » Real-time clock with lithium backup battery » Typical life backup battery: 8 years » Return instrument for battery replacement » Drift < 1.7 seconds per 24 hours • Special XL2 edition, NTi Audio # 600 000 356 <ul style="list-style-type: none"> » VCXTO clock » Drift < 0.04 seconds per 24 hours
Mechanics	<ul style="list-style-type: none"> • Tripod or microphone stand mount 1/4" • Wire stand mounted on rear side • Display: 160 x 160 pixels grey scale with LED back light • Dimensions (L x W x H) <ul style="list-style-type: none"> » 180 mm x 90 mm x 45 mm » 7.1" x 3.5" x 1.8" • Weight: 480 g (1 lb) including built-in Li-Po battery
Temperature	-10 °C to +50 °C (14° to 122°F)
Humidity	5% to 90% RH, non-condensing
Static air pressure	65 kPa to 108 kPa
Susceptibility to radio frequencies	Classification Group X

Electromagnetic Compatibility	CE compliant: EN 61326-1 Class B, EN 55011 class B EN 61000-4-2 to -6 & -11
Protection Rating	IP51
ATEX	<ul style="list-style-type: none"> • For applications in explosive atmospheres within zone 2 in accordance with IEC 60079 • Conforms to 2014/34/EU

24. Technical Data Microphones

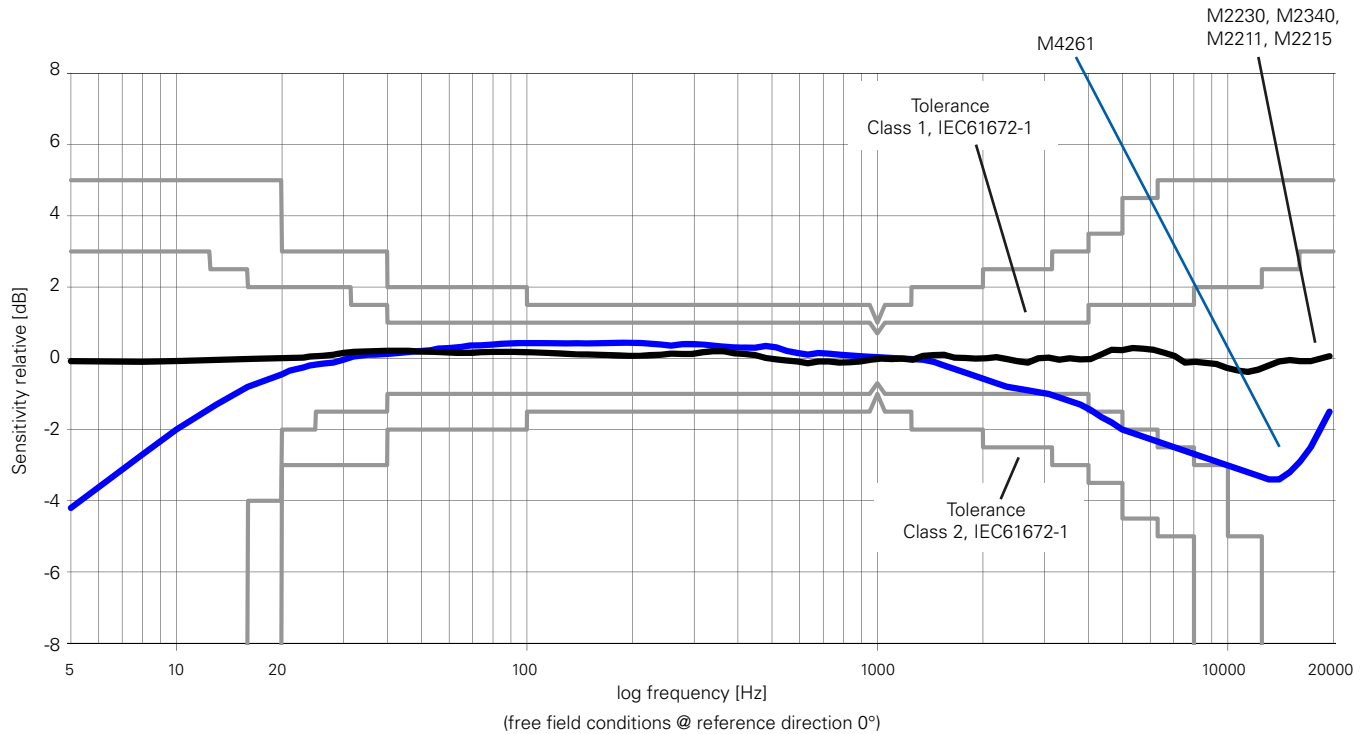
	M2230	M2340 (with self-test)	M2211	M2215 (high levels)	M4261
Classification with XL2 according to IEC 61672, ANSI S1.4	Class 1 Certified	Class 1	Frequency Response Class 1		Class 2
Consisting of	PreAmplifier MA220 + MC230 or MC230A Capsule	PreAmplifier MA230 + MC230A Capsule	PreAmplifier MA220 + Capsule 7052	PreAmplifier MA220 + Capsule 7056	M4261 microphone with permanently installed capsule
Microphone Type	Omnidirectional, pre-polarized condenser, free field microphone				
Capsule / Transducer	1/2" detachable with 60UNS2 thread, type WS2F according IEC 61094-4				1/4" permanently installed
PreAmplifier Type	MA220	MA230	MA220		-
System Self-test (CIC)	-	with XL2	-		
Flatness tolerance bands typical	± 1 dB @ 5 Hz - 20 Hz ± 1 dB @ >20 Hz - 4 kHz ± 1.5 dB @ >4 kHz - 10 kHz ± 2 dB @ >10 kHz - 16 kHz ± 3 dB @ >16 kHz - 20 kHz				$+1/-4.5$ dB @ 5 Hz - 20 Hz ± 1.5 dB @ >20 Hz - 4 kHz ± 3 dB @ >4 kHz - 10 kHz ± 4.5 dB @ >10 kHz - 16 kHz ± 5 dB @ >16 kHz - 20 kHz
Actual Frequency Response	freely available as Excel-data, register product at https://my.nti-audio.com and contact info@nti-audio.com				
Frequency Range	5 Hz - 20 kHz				
Residual Noise Floor typical	16 dB(A)	17dB(A)	21 dB(A)	25 dB(A)	27 dB(A)
Maximum SPL @ THD 3%, 1 kHz, S_typical	137 dBSPL	138 dBSPL	144 dBSPL	153 dBSPL	142 dBSPL

	M2230	M2340 (with self-test)	M2211	M2215 (high levels)	M4261
Sensitivity typical @ 1 kHz	-27.5 dBV/Pa \pm 2 dB (42 mV/Pa)		-34 dBV/Pa \pm 3 dB (20 mV/Pa)	-42 dBV/Pa \pm 3 dB (8 mV/Pa)	-36 dBV/Pa \pm 3 dB (16 mV/Pa)
Temperature Coefficient	< -0.01 dB / °C		< \pm 0.015 dB / °C		< \pm 0.02 dB / °C
Temperature Range	-10°C to +50°C (14°F to 122°F)				0°C to +40°C (32°F to 104°F)
Pressure Coefficient	-0.005 dB / kPa		-0.02 dB / kPa		-0.04 dB / kPa
Influence of Humidity (non-condensing)	< \pm 0.05 dB				< \pm 0.4 dB
Humidity	5% to 90% RH, non-condensing				
Long-term Stability	> 250 years / dB				-
Power Supply	48 VDC phantom power				
Current Consumption typical	2.3 mA	0.8 mA	2.3 mA		1.7 mA
Electronic Data Sheet	NTi Audio ASD in accordance with IEEE P1451.4 V1.0, Class 2, Template 27				
Output Impedance	100 Ohm balanced				
Connector	Balanced 3-pole XLR				
Diameter Dimensions	20.5 mm (0.8")				
Length Dimensions	154 mm (6.1")		150 mm (5.9")		
Weight	100 g (3.53 oz)				83 g (2.93 oz)
Environmental Protection	IP51				
Windscreen Diameter	50 mm (2")	90 mm (3.5")	33 mm (1.3")	33 mm (1.3")	33 mm (1.3")
Scope of Supply	Windscreen, Microphone Holder with Adapter 5/8" - 3/8", Manual				
NTi Audio #	600 040 050	600 040 230	600 040 022	600 040 045	600 040 070

Outdoor Measurement Microphones

	M2230-WP (M2230+WP30)	M2340-WP (M2340+WP30)	M4261-WP (M4261+WP61)
Classification with XL2 according to IEC 61672, ANSI S1.4	Class 1 Certified	Class 1	Class 2
System Self-test (CIC)	-	with XL2	-
Windscreen Diameter	90 mm (3.5")		
Diameter Dimensions	36 mm (1.4")	36 mm (1.4")	36 mm (1.4")
Length Dimensions	378 mm (14.9")	378 mm (14.9")	378 mm (14.9")
Weight	430 g, 15.17 oz	430 g, 15.17 oz	413 g, 14.57 oz
Environmental Protection	IP54 in vertical position	IP54 in vertical position	IP54 in vertical position
Mounting	Standard 3/8" tripod mount included		
Optional Pole Mount Adapter	<ul style="list-style-type: none"> • Pole Mount Adapter PM 1" • Pole Mount Adapter PM 1 1/4" 	<ul style="list-style-type: none"> for pole diameter 25 - 33 mm (1-1.3") for pole diameter 32 - 44 mm (1.25-1.75") 	<ul style="list-style-type: none"> NTi Audio # 600 040 067 NTi Audio # 600 040 068
NTi Audio #	600 040 050 + 600 040 060	600 040 230 + 600 040 060	600 040 070 + 600 040 080

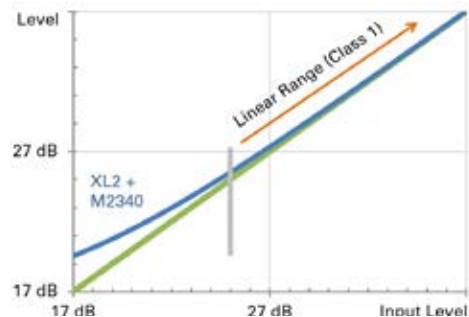
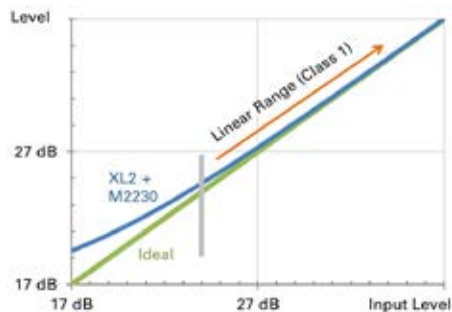
Typical Frequency Response of Measurement Microphones



Linear Measurement Range
acc. IEC61672 / ANSI S1.4
(typ. microphone sensitivity)

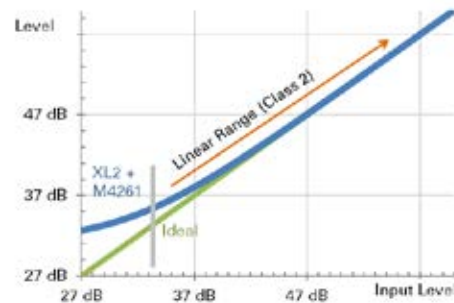
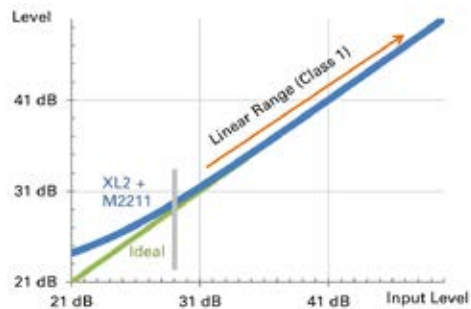
XL2 + M2230: 24 dB(A) - 137 dB

XL2 + M2340: 25 dB(A) - 138 dB



XL2 + M2211: 29 dB(A) - 144 dB

XL2 + M4261: 33 dB(A) - 146 dB



Free Field - Pressure Correction Factors

If a measurement microphone is held in a free-field environment, then the measurement microphone acts at high frequencies like a reflector. The sound pressure increases in front of the microphone capsule membrane. M2230, M2340, M2211 and M2215 are free-field equalized measurement microphones, they compensate for the increased pressure internally. The calibration of the measurement microphones M2230 and M2340 with the B&K 4226 requires the accessory Adapter Ring MXR01, NTi Audio # 600 040 105. Please note, never touch the diaphragm of the measurement microphone capsule.

The calibrator no longer offers free-field conditions. Therefore, the free-field equalization of the microphone must be compensated. This needs to be considered prior the calibration. The correction value needs to be added to the pressure response of the microphone.

Example:

- During the calibration, the XL2 measures the sound level in the calibrator. If the B&K 4226 calibrator is used and it is set to 16 kHz, then the XL2+M2230 reads just 86.7 dBA.
- The free-field sound level is calculated by summing the XL2 measurement value and the correction value (86.7 dB + 7.3 dB = 94.0 dB).

The following corrections apply with the B&K 4226 calibrator:

Nominal Frequency [Hz]	M2230, M2340 with MXR01 Adapter [dB]	M2230, M2340 [dB]	M2211 [dB]	M2215 [dB]	Measurement Uncertainty U [dB]
31.5	-0.3	0.0	-0.2	0.0	0.3
63	0.0	0.0	0.0	0.0	0.3
125	-0.2	0.0	-0.1	-0.1	0.3
250	-0.2	0.0	-0.1	-0.1	0.3
500	-0.2	0.0	-0.1	-0.1	0.3
1000	0.0	0.0	0.0	0.0	0.3
2000	0.1	0.3	0.1	0.0	0.3
4000	0.7	0.7	0.7	0.4	0.3
8000	2.7	2.6	4.5	4.7	0.4
12500	7.2	6.0	5.8	6.1	0.7
16000	7.3	7.3	7.9	7.9	0.8

Correction values for other calibrators for M2230 and M2340:

Type	Correction Value	Calibration Frequency	Calibration Level
NTi Audio CAL200	-0.1	1 kHz	114 dB
B&K 4231	-0.2	1 kHz	114 dB
Norsonic Nor-1251	-0.2	1 kHz	114 dB

Actuator Correction

The following free-field 0° incidence corrections apply for calibration using a protection grid actuator (e.g. B&K UA033, GRAS RA0014). Please note, never touch the diaphragm of the measurement microphone capsule. The maximum DC bias for the actuator calibration is 200 VDC.

M2211, M2215

Nominal Frequency [Hz]	M2211 [dB]	M2215 [dB]
31.5	0.0	0.0
63	0.0	0.0
125	0.0	0.0
250	0.0	0.0
500	0.1	0.0
1000	0.1	0.0
2000	0.6	0.2
4000	1.7	1.2
8000	4.2	3.9
12500	7.3	6.7
16000	9.2	9.0

M2230, M2340

The calibration requires the accessory Actuator Grid, NTi Audio # 600 040 112. The Actuator Grid comes with an insulation ring dedicated for this measurement method.

Nominal Frequency [Hz]	M2230, M2340 [dB]
<400	0.0
400	-0.2
500	0.0
630	-0.2
800	0.0
1000	0.0
1250	-0.1
1600	0.2
2000	0.2
2500	0.3
3150	0.8
4000	1.0
5000	1.6
6300	2.4
8000	3.6
10000	4.8
12500	6.5
16000	9.3
20000	11.7

Diffuse-field Sensitivity Level Correction

A diffuse sound field is characterized by the sound arriving at the receiver from all directions with more or less equal probability. The M2230, M2340, M2211, M2215 and M4261 are free-field equalized measurement microphones. The default frequency response refers to a 0° sound incidence. The diffuse-field sensitivity level correction is calculated by averaging the directional characteristics in accordance with IEC 61183. The corrections for diffuse-field conditions are documented in the following table and may be activated directly on the XL2; see Spectral Corrections. The directional response of the M2230 is described in the appendix.

Example:

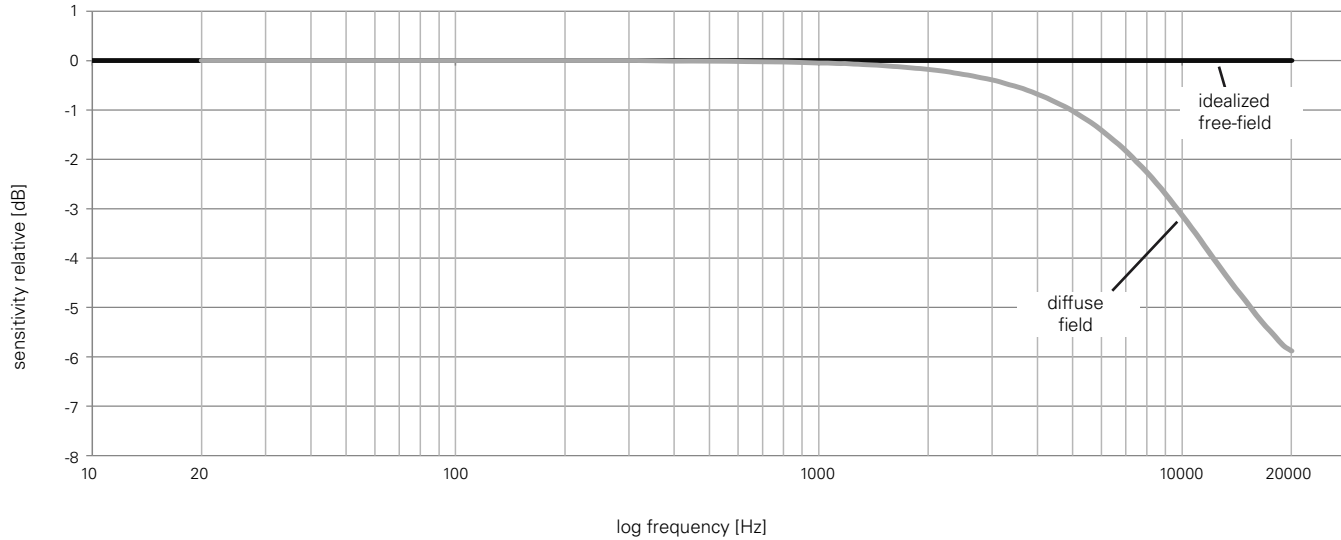
- The sound pressure level in a diffuse sound field shall be determined. The display of the XL2 with the M2230 reads 80.0 dBA for the 20 kHz third-octave band.
- The diffuse sound level is now calculated from the sum of the XL2 measurement value and the correction value (80.0 dB + 5.9 dB = 85.9 dB).



The diffuse-field sensitivity level correction is not necessary using a diffuse field equalized measurement microphone.

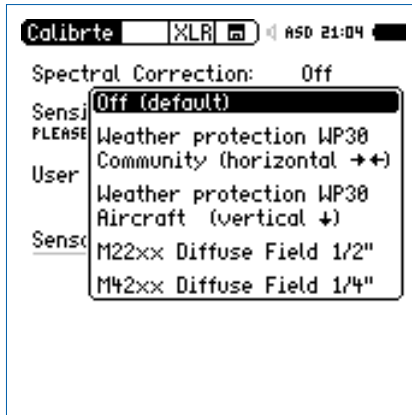
Nominal Frequency [Hz]	1/2" Microphone M2230, M2340, M2211, M2215 [dB]	1/4" Microphone M4261 [dB]
<63	0.0	0.0
63	0.0	0.0
80	0.0	0.0
100	0.0	0.0
125	0.0	0.0
160	0.0	0.0
200	0.0	0.0
250	0.0	0.0
315	0.0	0.0
400	0.0	0.0
500	0.0	0.0
630	0.0	0.0
800	0.0	0.0
1000	0.0	0.0
1250	0.1	0.1
1600	0.2	0.1
2000	0.2	0.1
2500	0.4	0.2
3150	0.6	0.3
4000	0.8	0.3
5000	1.3	0.5
6300	1.8	0.8
8000	2.5	1.1
10000	3.4	1.6
12500	4.4	2.2
16000	5.3	2.8
20000	5.9	3.4

Free-field and Diffuse-Field Sensitivity for M2230 and M2340



Spectral Correction for horizontal Sound Incidents using the Outdoor Microphone

The outdoor measurement microphone fulfills the requirements of IEC 61672 and ANSI S1.4 for vertical sound incidence. For compliance with horizontal sound incidence a spectral correction is employed in the associated XL2 Sound Level Meter.



Spectral Correction for horizontal sound incidents:

Nominal Frequency [Hz]	WP30 Weather Protection [dB]		WP61 Weather Protection [dB]	
	1/3 Octave	1/1 Octave	1/3 Octave	1/1 Octave
<800	0.0	0.0	0.0	0.0
800	0.0		0.0	
1000	0.0	0.0	0.0	0.0
1250	0.1		0.0	
1600	0.2		0.2	
2000	0.3	0.4	0.3	0.4
2500	0.7		0.8	
3150	1.3		1.4	
4000	2.0	2.0	2.1	2.0
5000	2.7		2.5	
6300	2.9		2.3	
8000	3.3	3.4	2.4	2.5
10000	3.9		2.8	
12500	4.6		3.0	
16000	6.4	5.9	3.1	3.0
20000	6.8		3.1	

Select **Calibrate Menu: Show Spec Correction** in the **System Settings**. This will enable the spectral correction field in the **Calibration** menu.

25. Technical Data PreAmplifier

	MA220 PreAmplifier	MA230 PreAmplifier with self-test (CIC)
Microphone PreAmplifier	Compatible with 1/2" microphone capsules type WS2F in accordance with IEC61094-4	
Frequency Range (-3dB)	4 Hz - 100 kHz	1.3 Hz - 50 kHz
Residual Noise Floor typical	1.9 μ V(A) at C_in 15 pF \pm 5.6 dBA @ 42 mV/Pa	2.4 μ V(A) at C_in 15 pF \pm 9.1 dBA @ 42 mV/Pa
Frequency Response Flatness	\pm 0.2 dB	\pm 0.1 dB, 10 Hz - 20 kHz
Phase Linearity	< 1° @ 20 Hz - 20 kHz	
Maximum Output Voltage @ THD 3%, 1 kHz	21 Vpp \pm 7,4 Vrms \pm 138,9 dBSPL @ 42 mV/Pa	22 Vpp \pm 7,8 Vrms \pm 139,3 dBSPL @ 42 mV/Pa
Electronic Data Sheet	Containing user calibration data; default factory sensitivity = 4.9 V/Pa Read/write by XL2 Audio and Acoustic Analyzer NTi Audio ASD in accordance with IEEE P1451.4 V1.0, Class 2, Template 27	
Impedance	Input: 20 GOhm // 0.26 pF, Output: 100 Ohm balanced	
Power Supply	48 VDC phantom power, 2.3 mA typical	48 VDC phantom power, 0.8 mA typical
Attenuation	< 0.17 dB (Rphantom 2x 6.8 kOhm)	< 0.07 dB (Rphantom 2x 6.8 kOhm)
Connector	Balanced 3-pole XLR	
Thread for Capsule	60 UNS2	
Weight	90 g, 3.17 oz	
Dimensions	Length 142.5 mm (5.6"), diameter 20.5 mm (0.8")	
Temperature Range	-10°C to +50°C (14°F to 122°F)	
Humidity	5% to 90% RH, non-condensing	
NTi Audio #	600 040 040	600 040 200

The product specifications may vary based on the mounted microphone capsule type.